

**Financial Statements**

**Town of Fayette, Maine**

**June 30, 2020**

# Contents

## Town of Fayette, Maine

June 30, 2020

### Financial Statements:

Independent Auditors' Report .....	1
Management's Discussion and Analysis .....	3
Basic Financial Statements:	
Government-wide Financial Statements:	
Statement of Net Position .....	4
Statement of Activities .....	5
Fund Financial Statements:	
Governmental Funds:	
Balance Sheet .....	6
Reconciliation of Governmental Funds Balance Sheet to the Statement of Net Position .....	7
Statement of Revenues, Expenditures and Changes in Fund Balances .....	8
Reconciliation of the Statement of Revenues, Expenditures and Changes in Fund Balances of Governmental Funds to the Statement of Activities .....	9
Statement of Revenues, Expenditures and Changes in Fund Balance - Budget and Actual - General Fund .....	10
Notes to Financial Statements .....	11
Supplemental Information:	
Schedule of Revenues, Expenditures and Changes in Fund Balance - Budget vs. Actual - School Department .....	33
Combining Balance Sheet - Nonmajor Governmental Funds Other Governmental Funds .....	34
Combining Schedule of Revenues, Expenditures and Changes in Fund Balances - Special Revenue Funds .....	35
Schedule of Changes in Fund Balances - Special Revenue Funds - School Categorical Programs .....	36
Combining Schedule of Revenues, Expenses and Changes in Fund Balances - Permanent Funds - Trust Funds .....	37
Combining Schedule of Revenues, Expenditures and Changes in Fund Balances General Fund - Assigned Balances .....	38
Schedule of Valuation, Assessment and Collection of Taxes .....	40
Auditors' Report on Compliance with Requirements of the Maine School Finance Act and on Annual Financial Data Submitted to the NEO Financial System .....	41
Reconciliation of Annual Financial Data Submitted to the NEO Financial System to Audited Financial Statements .....	43
Required Supplemental Information:	
Schedule of the Town's Proportionate Share of the Net Pension Liability .....	44
Schedule of Town Contributions .....	45
Schedule of the Town's Proportionate Share of the MEPERS Plan Net OPEB Liability .....	46
Notes to Required Supplemental Information .....	47



## Independent Auditors' Report

### To the Board of Selectmen Town of Fayette Fayette, Maine

We have audited the accompanying financial statements of the governmental activities, each major fund, and the aggregate remaining fund information of the Town of Fayette, Maine, as of and for the year ended June 30, 2020, and the related notes to the financial statements, which collectively comprise the Town's basic financial statements as listed in the table of contents.

### Management's Responsibility for the Financial Statements

Management is responsible for the preparation and fair presentation of these financial statements in accordance with accounting principles generally accepted in the United States of America; this includes the design, implementation, and maintenance of internal control relevant to the preparation and fair presentation of financial statements that are free from material misstatement, whether due to fraud or error.

### Auditors' Responsibility

Our responsibility is to express opinions on these financial statements based on our audit. We conducted our audit in accordance with auditing standards generally accepted in the United States of America. Those standards require that we plan and perform the audit to obtain reasonable assurance about whether the financial statements are free from material misstatement.

An audit involves performing procedures to obtain audit evidence about the amounts and disclosures in the financial statements. The procedures selected depend on the auditor's judgment, including the assessment of the risks of material misstatement of the financial statements, whether due to fraud or error. In making those risk assessments, the auditor considers internal control relevant to the entity's preparation and fair presentation of the financial statements in order to design audit procedures that are appropriate in the circumstances, but not for the purpose of expressing an opinion on the effectiveness of the entity's internal control. Accordingly, we express no such opinion. An audit also includes evaluating the appropriateness of accounting policies used and the reasonableness of significant accounting estimates made by management, as well as evaluating the overall presentation of the financial statements.

We believe that the audit evidence we have obtained is sufficient and appropriate to provide a basis for our audit opinions.

### Opinions

In our opinion, the financial statements referred to above present fairly, in all material respects, the respective financial position of the governmental activities, each major fund, and the aggregate remaining fund information of the Town of Fayette, Maine, as of June 30, 2020, and the respective changes in financial position for the year then ended in accordance with accounting principles generally accepted in the United States of America.

## **Other Matters**

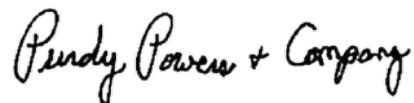
### *Required Supplementary Information*

Accounting principles generally accepted in the United States of America require that the Management's Discussion and Analysis, budgetary comparison information, the Schedule of the Town's Proportionate Share of the Net Pension Liability, the Schedule of Town Contributions, the Schedule of the Town's Proportionate Share of the MEPEERS Plan Net OPEB Liability, and the Notes to the Schedules, as noted in the table of contents, be presented to supplement the basic financial statements. Such information, although not a part of the basic financial statements, is required by the Governmental Accounting Standards Board, who considers it to be an essential part of financial reporting for placing the basic financial statements in an appropriate operational, economic, or historical context. We have applied certain limited procedures to the required supplementary information in accordance with auditing standards generally accepted in the United States of America, which consisted of inquiries of management about the methods of preparing the information and comparing the information for consistency with management's responses to our inquiries, the basic financial statements, and other knowledge we obtained during our audit of the basic financial statements. We do not express an opinion or provide any assurance on the information because the limited procedures do not provide us with sufficient evidence to express an opinion or provide any assurance.

### *Other Information*

Our audit was conducted for the purpose of forming opinions on the financial statements that collectively comprise the Town of Fayette, Maine's basic financial statements. The combining and individual nonmajor fund financial statements are presented for purposes of additional analysis and are not a required part of the basic financial statements.

The combining and individual nonmajor fund financial statements are the responsibility of management and were derived from and relate directly to the underlying accounting and other records used to prepare the basic financial statements. Such information has been subjected to the auditing procedures applied in the audit of the basic financial statements and certain additional procedures, including comparing and reconciling such information directly to the underlying accounting and other records used to prepare the basic financial statements or to the basic financial statements themselves, and other additional procedures in accordance with auditing standards generally accepted in the United States of America. In our opinion, the combining and individual nonmajor fund financial statements are fairly stated, in all material respects, in relation to the basic financial statements as a whole.



Professional Association

**Portland, Maine  
August 26, 2021**

## **Management's Discussion and Analysis**

### **Town of Fayette, Maine**

As management of the Town of Fayette, Maine, we offer readers of the Town's financial statements this narrative overview and analysis of the financial activities of the Town for the fiscal year ended June 30, 2020. The Town's financial performance is discussed and analyzed within the context of the accompanying financial statements and disclosures following this section.

#### **Financial Highlights**

The Town's assets exceed liabilities by \$3,863,805 as of June 30, 2020, compared to \$3,430,756 as of June 30, 2019. Please reference page 5 regarding this part of the analysis.

The Town's governmental funds General Fund Balance was \$1,420,825 as of June 30, 2020, compared to \$1,176,540 as of June 30, 2019, an increase of \$244,285 from the previous year.

Please reference page 6 regarding this part of the analysis. The increase in this year's asset/liability differential is related in part to an increase of net capital assets from \$2,817,099 the prior year to \$2,850,844 this year and a substantial increase in School assigned fund balance along with a \$129,300 net decrease in "Bonds payable" long-term liabilities.

Please reference page 10 for an overview of the budget versus actual expenditures. As hoped both the Town and School contributed back to surplus by June 30<sup>th</sup> of 2020. A net overall increase of \$115,604 was added back to the Town's undesignated fund balance (also known as surplus). There were noteworthy variances where actual expenditures exceeded defined final balances in Public Works (\$35,630) due to the unexpected costs to repair for aging equipment.

#### **Overview of the Financial Statements**

The Management's Discussion and Analysis introduces the Town's basic financial statements. The basic financial statements include three components: (1) government-wide financial statements, (2) fund financial statements, and (3) notes to the financial statements. The Town also includes in this report supplemental information to the basic financial statements.

#### **Government-wide Financial Statements**

The government-wide financial statements include a Statement of Net Position and a Statement of Activities. These statements provide information about the activities of the Town as a whole and present both a long-term and short-term view of the Town's finances. Financial reporting at this level is similar to the accounting used by most private-sector companies.

## **Management's Discussion and Analysis - Continued**

### **Town of Fayette, Maine**

The Statement of Net Position includes all assets, deferred outflows of resources, liabilities, and deferred inflows of resources, with the difference reported as net position. Over time, increases or decreases in the Town's net position is one indicator of whether its financial health is improving or deteriorating. Evaluation of the overall economic health requires other non-financial factors, such as changes in the Town's property tax base and the condition of the Town's roads, as well as many others.

The Statement of Activities reports the current year change in net position. This statement includes all of the current year's revenues and expenses regardless of when cash is received or paid.

The Statement of Net Position and the Statement of Activities are divided into two kinds of activities:

- **Governmental activities:** Most of the Town's basic services are reported here, including general administration, public safety, health and welfare, education and public works. Property and sales taxes, fines, and state and federal grants finance most of these activities.
- **Business-type activities:** if the Town charges a fee to customers to help it cover all or most of the cost of certain services it provides. Currently the Town has no business type activities.

### **Fund Financial Statements**

A fund is an accountability unit used to maintain control over resources segregated for specific activities or objectives. The Town uses funds to ensure and demonstrate compliance with finance related laws and regulations. Within the basic financial statements, fund financial statements focus on the Town's most significant funds rather than the city as a whole. Major funds are separately reported while all others are combined into a single, aggregated presentation. Individual fund data for non major funds is provided in the form of combining statements in a later section of this report.

The Town has the following types of funds:

- **Governmental funds** are reported in the fund financial statements and encompass essentially the same functions reported as governmental activities in the government-wide financial statements. However, the focus is different with fund statements reporting short-term fiscal accountability focusing on the use of spendable resources during the year and balances of spendable resources available at the end of the year. Since the government-wide focus includes the long-term view, comparisons between these two perspectives may provide insight into the long-term impact of short-term financing decisions. Both the governmental fund balance sheet and the governmental fund statement of revenues, expenditures, and changes in fund balances provide a reconciliation to the government-wide statements to assist in understanding the differences between these two perspectives.

## Management's Discussion and Analysis - Continued

### Town of Fayette, Maine

#### Notes to the Financial Statements

The accompanying notes to the financial statements provide information essential to a full understanding of the government-wide and fund financial statements. The notes to the financial statements begin immediately following the basic financial statements.

#### Financial Analysis of the Town as a Whole - Government-wide Financial Statements

The following schedule is a summary of net position for the years ended June 30, 2020 and 2019:

	<u>2020</u>	<u>2019</u>	<u>Change</u>
<b>Governmental Activities</b>			
Current and other assets	\$ 1,796,206	\$ 1,568,533	\$ 227,673
Capital assets	<u>2,850,844</u>	<u>2,817,099</u>	<u>33,745</u>
<b>Total Assets</b>	4,647,050	4,385,632	261,418
Deferred outflows related to pension	<u>22,154</u>	<u>21,920</u>	<u>234</u>
<b>Total Deferred Outflows of Resources</b>	22,154	21,920	234
Long term-liabilities	685,651	802,918	(117,267)
Other liabilities	<u>106,388</u>	<u>155,349</u>	<u>(48,961)</u>
<b>Total Liabilities</b>	792,039	958,267	(166,228)
Deferred inflows related to pension	6,738	5,689	1,049
Deferred interest reimbursement	<u>6,621</u>	<u>12,840</u>	<u>(6,219)</u>
<b>Total Deferred Inflows of Resources</b>	13,359	18,529	(5,170)
Net position:			
Net investment in capital assets	2,188,266	2,033,646	154,620
Restricted	69,969	148,993	(79,024)
Unrestricted	<u>1,605,570</u>	<u>1,248,117</u>	<u>357,453</u>
	<u>\$ 3,863,805</u>	<u>\$ 3,430,756</u>	<u>\$ 433,049</u>

Please reference page 19 regarding this part of the analysis. Contributing factors in this year's capital asset reporting is the continual reduction in long-term liabilities related to debt payment. The other being paving maintenance is extremely costly from an accounting prerogative but it is viewed as maintenance therefore not capitalized. As a result, the trend of assets depreciating and exceeding capital investment continues.

## Management's Discussion and Analysis - Continued

### Town of Fayette, Maine

The following schedule is a summary of the statement of activities for the years ended June 30, 2020 and 2019:

	<u>2020</u>	<u>2019</u>	<u>Change</u>
<b>Governmental Activities</b>			
Revenues:			
Program revenues:			
Charges for services	\$ 12,352	\$ 11,155	\$ 1,197
Operating grants and contributions	215,859	143,327	72,532
General revenues			
Property taxes	3,046,070	2,912,232	133,838
Excise taxes	242,467	244,775	(2,308)
Intergovernmental	275,895	287,318	(11,423)
Other	111,379	172,662	(61,283)
<b>Total Revenues</b>	<u>3,904,022</u>	<u>3,771,469</u>	<u>132,553</u>
Expenses:			
General			
General government	\$ 300,296	\$ 302,892	\$ (2,596)
Public safety	109,677	96,308	13,369
Health and welfare	65,042	73,108	(8,066)
Recreation and culture	16,481	14,538	1,943
Education	2,073,318	2,163,183	(89,865)
Public works	548,895	500,389	48,506
Unclassified	347,500	292,181	55,319
Interest on long-term debt	9,764	13,108	(3,344)
<b>Total Expenses</b>	<u>3,470,973</u>	<u>3,455,707</u>	<u>15,266</u>
<b>Change in Net Position</b>	<u>\$ 433,049</u>	<u>\$ 315,762</u>	<u>\$ 117,287</u>



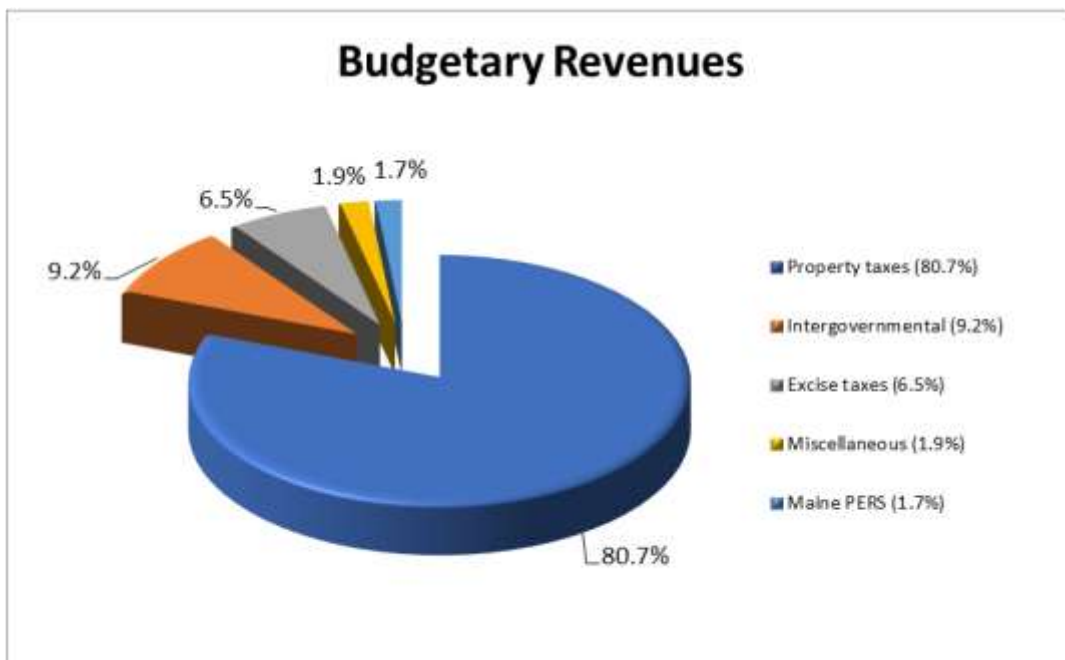
## Management's Discussion and Analysis - Continued

### Town of Fayette, Maine

#### Financial Analysis of the Town's Funds - Fund Financial Statements

The focus of the Town of Fayette's governmental funds is to provide information on near-term inflows, outflows, and balances of spendable resources. Such information is useful in assessing the Town's financing requirements. In particular, unreserved fund balance may serve as a useful measure of a government's net resources available for spending at the end of the fiscal year.

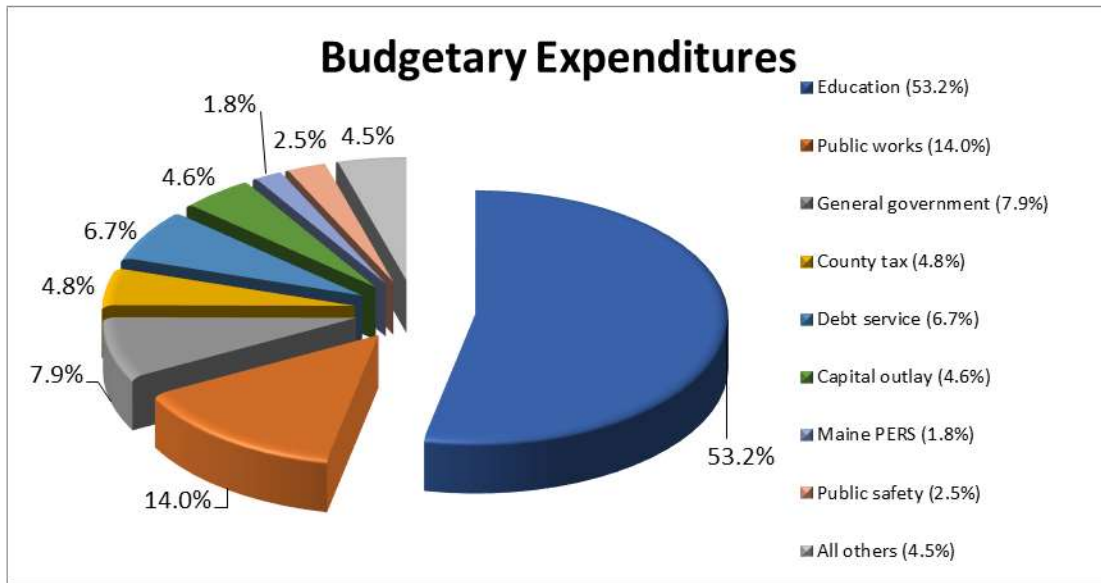
Current year revenues on a budgetary basis in the general fund were made up of the following:



## Management's Discussion and Analysis - Continued

### Town of Fayette, Maine

Current year expenditures on a budgetary basis in the general fund were made up of the following:



#### General Fund Budgetary Highlights

The most noteworthy observation is decline in education costs (58.2%) from the year before to (53.2%) this year a welcomed change. When combined with all expenses (Town, County and School) the education expense represented the aforementioned 53.2% of the above pie chart. Public Works declined to (14.0%) from (14.3%) a year ago.

#### Noteworthy Reserve Funds Include:

The most significant reserve account continues to be the municipal educational facility reserve account. This account was borne out of the Town's concern that unexpended school funds would become confiscated by school consolidation by virtue of the law initiated by Governor Baldacci in 2006. This fund is comprised of local funds that were raised by taxation and not expended for school operational costs. The voters at the 2007 annual Town Meeting took action to protect these funds. These funds may be used for any purpose that benefits the Fayette Central School as approved by the voters of Fayette.

## **Management's Discussion and Analysis - Continued**

### **Town of Fayette, Maine**

#### **Capital Assets**

At year-end, the Town had \$2,850,844 in net capital assets compared to \$2,817,099 (after the Prior Period Adjustment discussed in Note N), last year.

This year's major additions included:

By in large the Town increased its capital asset value by virtue of the private and public investment made to Starling Hall, the Underwood Memorial Library renovations and, new photocopiers, electrical upgrades for both the Town and School.

#### **Long Term Liabilities**

At year-end, the Town had \$644,300 in general obligation debt and \$18,278 in capital lease obligations compared to \$773,600 and \$4,853, respectively, last year. At year-end, the Town had a net pension liability of \$23,073 compared to \$24,465 last year.

The continual reduction in long-term liabilities is related to ongoing debt payments.

#### **Economic Factors and Next Year's Budgets and Rates**

Moving forward, as first mentioned in the June 30, 2016 audit, subsequent years audits should identify modest gains and restoration of the Town undesignated fund (surplus).

Management should identify a baseline for fund balance that is sustained from year to year. This audit presents a fund balance that has met a long desired goal of breaching a \$1 million dollar balance which has been a desired goal of management for many years. Maintaining this status will ebb and flow as leadership changes unless a fund balance policy is adopted by the Town.

Current economic factors only increase our expenditure demands and increase our perceived taxable value due to real estate market trends that directly impact local taxation and tax burden. The expansion of residential development is not the answer. In Fayette today a \$200,000 home brings in \$3,770 in new real estate tax revenue. If the home comes with 1 school age child the home brings with it a \$13,750 new expenditure. You do the math! Is this a sustainable path?

For this audit year the Fayette taxpayer paid exclusively 95.4% of its education costs this year. At the tax rate of \$18.75. Since the 2007 revaluation when Fayette's tax rate was \$10.20, the tax rate has increased each year or has remained the same in subsequent years leading us to the current rate today of \$18.85.

## **Management's Discussion and Analysis - Continued**

### **Town of Fayette, Maine**

#### **Contacting the Town's Financial Management**

This financial report is designed to provide our citizens, taxpayers, customers, and creditors with a general overview of the Town's finances and to show the Town's accountability for the money it receives. If you have questions about this report or need additional financial information, contact the Town Office at 685-4373 and ask for the Town Manager. Citizens are welcomed to visit with the appropriate staff on any financial matters.

## Statement of Net Position

### Town of Fayette, Maine

As of June 30, 2020

	<u>Governmental Activities</u>
<b>Assets</b>	
Cash	\$ 1,386,933
Accounts receivable	96,509
Taxes receivable	249,189
Tax liens	39,658
Tax acquired property	23,917
Capital assets, net of accumulated depreciation	<u>2,850,844</u>
<b>Total Assets</b>	4,647,050
<b>Deferred Outflows of Resources</b>	
Deferred outflows related to pension	<u>22,154</u>
<b>Total Deferred Outflows of Resources</b>	22,154
<b>Liabilities</b>	
Accrued expenses	91,914
Prepaid taxes	6,475
Accrued interest payable	8,000
Long-term liabilities:	
Portion due or payable within one year:	
Bonds payable	239,300
Capital lease obligation	3,650
Portion due or payable after one year:	
Bonds payable	405,000
Capital lease obligation	14,628
Net pension liability	<u>23,073</u>
<b>Total Liabilities</b>	792,040
<b>Deferred Inflows of Resources</b>	
Deferred inflows related to pension	6,738
Unavailable revenue - interest reimbursement	<u>6,621</u>
<b>Total Deferred Inflows of Resources</b>	13,359
<b>Net Position</b>	
Net investment in capital assets	2,188,266
Restricted	69,969
Unrestricted	<u>1,605,570</u>
<b>Net Position</b>	<u>\$ 3,863,805</u>

See accompanying independent auditors' report and notes to the financial statements.

**Statement of Activities**

**Town of Fayette, Maine**

**For the Year Ended June 30, 2020**

<u>Function/Programs</u>	<u>Expenses</u>	<u>Program Revenues</u>		<u>Net (Expense) Revenue and Changes in Net Position</u>
		<u>Charges for Services</u>	<u>Operating Grants and Contributions</u>	<u>Governmental Activities</u>
<b>Governmental Activities:</b>				
General government	\$ 300,296	\$ 12,352	\$ -	\$ (287,944)
Public safety	109,677	-	-	(109,677)
Health and welfare	65,042	-	-	(65,042)
Recreation and culture	16,481	-	-	(16,481)
Education	2,073,318	-	100,990	(1,972,328)
Public works	548,895	-	39,604	(509,291)
County tax	172,465	-	-	(172,465)
Unclassified	99,770	-	-	(99,770)
Maine PERS on-behalf payments	75,265	-	75,265	-
Interest on long-term debt	9,764	-	-	(9,764)
<b>Total Governmental Activities</b>	<b>\$ 3,470,973</b>	<b>\$ 12,352</b>	<b>\$ 215,859</b>	<b>(3,242,762)</b>
General revenues:				
Taxes:				
Property				3,046,070
Excise				242,467
Intergovernmental				275,895
Interest				2,165
Miscellaneous				112,283
Loss on disposal of capital assets				(3,069)
			<b>Total General Revenues</b>	<b>3,675,811</b>
			<b>Change in Net Position</b>	<b>433,049</b>
Net position at beginning of year, previously stated				3,385,756
Prior period adjustment				45,000
Net position at beginning of year, restated				<u>3,430,756</u>
			<b>Net Position at End of Year</b>	<b><u>\$ 3,863,805</u></b>

See accompanying independent auditors' report and notes to the financial statements.

## Balance Sheet - Governmental Funds

### Town of Fayette, Maine

As of June 30, 2020

	General	Other Governmental Funds	Total Governmental Funds
<b>Assets</b>			
Cash	\$ 1,352,170	\$ 34,763	\$ 1,386,933
Accounts receivable	30,987	65,522	96,509
Taxes receivable	249,189	-	249,189
Tax liens	39,658	-	39,658
Tax acquired property	23,917	-	23,917
Due from other funds	69,372	19,458	88,830
<b>Total Assets</b>	<u>\$ 1,765,293</u>	<u>\$ 119,743</u>	<u>\$ 1,885,036</u>
<b>Liabilities, Deferred Inflows of Resources, and Fund Balances</b>			
<b>Liabilities</b>			
Accrued expenses	\$ 91,914	\$ -	\$ 91,914
Prepaid taxes	6,475	-	6,475
Due to other funds	19,458	69,372	88,830
<b>Total Liabilities</b>	117,847	69,372	187,219
<b>Deferred Inflows of Resources</b>			
Unavailable revenue - interest reimbursement	6,621	-	6,621
Unavailable revenue - property taxes	220,000	-	220,000
<b>Total Deferred Inflows of Resources</b>	226,621	-	226,621
<b>Fund Balances</b>			
Restricted			
Special revenue funds	-	19,458	19,458
Permanent funds	-	30,913	30,913
General fund - Town	19,598	-	19,598
Assigned			
General fund - Town	218,729	-	218,729
General fund - School	462,734	-	462,734
Unassigned			
General fund	719,764	-	719,764
<b>Total Fund Balances</b>	<u>1,420,825</u>	<u>50,371</u>	<u>1,471,196</u>
<b>Total Liabilities, Deferred Inflows of Resources, and Fund Balances</b>	<u>\$ 1,765,293</u>	<u>\$ 119,743</u>	<u>\$ 1,885,036</u>

See accompanying independent auditors' report and notes to the financial statements.

# Reconciliation of Governmental Funds Balance Sheet to the Statement of Net Position

## Town of Fayette, Maine

As of June 30, 2020

**Total Fund Balances - Governmental Funds** \$ 1,471,196

Amounts reported for governmental activities in the Statement of  
Net Position is different because:

Capital assets used in governmental activities are not financial  
resources and therefore are not reported as assets in governmental  
funds. The cost of capital assets, net of accumulated depreciation is: 2,850,844

Property tax revenues are presented on the modified accrual basis  
of accounting in the governmental funds but in the Statement of  
Activities, property tax revenue is reported under the accrual method.  
The balance in unavailable revenue - property taxes in the  
governmental funds as a liability is: 220,000

The following deferred outflows below are not current assets or financial  
resources and the following deferred inflows are not current liabilities due  
and payable in the current period and therefore are not reported in the  
Balance Sheet:

Deferred outflows related to pension	\$ 22,154	
Deferred inflows related to pension	<u>(6,738)</u>	
		15,416

Long-term liabilities are not due and payable in the current period  
and therefore are not reported as liabilities in the funds. Long-term  
and related liabilities at year-end consist of:

Bonds payable	(644,300)	
Capital lease obligations	(18,278)	
Accrued interest payable	(8,000)	
Net pension liability	<u>(23,073)</u>	
		<u>(693,651)</u>

**Net Position - Governmental Activities** \$ 3,863,805

See accompanying independent auditors' report and notes to the financial statements.



**Statement of Revenues, Expenditures and Changes in Fund Balances  
Governmental Funds**

**Town of Fayette, Maine**

**For the Year Ended June 30, 2020**

	General	Other Governmental Funds	Total Governmental Funds
	<u>General</u>	<u>Other Governmental Funds</u>	<u>Total Governmental Funds</u>
<b>Revenues</b>			
Property taxes	\$ 3,020,070	\$ -	\$ 3,020,070
Excise taxes	242,467	-	242,467
Intergovernmental	346,147	70,342	416,489
Maine PERS on-behalf payments	64,555	-	64,555
Miscellaneous	71,180	55,620	126,800
<b>Total Revenues</b>	<u>3,744,419</u>	<u>125,962</u>	<u>3,870,381</u>
<b>Expenditures</b>			
Current			
General government	296,977	-	296,977
Public safety	91,721	-	91,721
Health and welfare	65,042	-	65,042
Recreation and culture	46,181	-	46,181
Education	1,918,917	70,388	1,989,305
Public works	502,814	-	502,814
County tax	172,465	-	172,465
Unclassified	50,763	49,007	99,770
Maine PERS on-behalf payments	64,555	-	64,555
Debt service - principal	229,300	-	229,300
- interest	10,764	-	10,764
Capital outlay	167,085	-	167,085
<b>Total Expenditures</b>	<u>3,616,584</u>	<u>119,395</u>	<u>3,735,979</u>
<b>Revenues Over (Under) Expenditures</b>	127,835	6,567	134,402
<b>Other Financing Sources (Uses)</b>			
Proceeds from borrowing	100,000	-	100,000
Proceeds from capital lease obligations	21,450	-	21,450
Operating transfers in	-	5,000	5,000
Operating transfers out	(5,000)	-	(5,000)
<b>Total Other Financing Sources (Uses)</b>	<u>116,450</u>	<u>5,000</u>	<u>121,450</u>
<b>Revenues and Other Sources Over (Under) Expenditures and Other Uses</b>	244,285	11,567	255,852
Fund balances at beginning of year	<u>1,176,540</u>	<u>38,804</u>	<u>1,215,344</u>
<b>Fund Balances at End of Year</b>	<u>\$ 1,420,825</u>	<u>\$ 50,371</u>	<u>\$ 1,471,196</u>

See accompanying independent auditors' report and notes to the financial statements.

# Reconciliation of the Statement of Revenues, Expenditures and Changes in Fund Balances of Governmental Funds to the Statement of Activities

## Town of Fayette, Maine

As of June 30, 2020

<b>Net Change in Fund Balances - Total Governmental Funds</b>		<b>\$ 255,852</b>
Amounts reported for governmental activities in the Statement of Activities are different because:		
Property tax revenues are presented on the modified accrual basis of accounting in the governmental funds but in the Statement of Activities, property tax revenue is reported under the accrual method. The current year change in unavailable revenue - property tax revenue reported in the governmental funds and not in the Statement of Activities is:		26,000
Governmental funds report capital asset additions as expenditures. However, in the Statement of Activities, the cost of those assets is allocated over their estimated useful lives as depreciation expense. This is the amount by which depreciation expense differed from capital asset additions and reductions in the current period:		
Capital asset additions	\$ 203,585	
Depreciation expense	<u>(166,771)</u>	
		36,814
Governmental funds report the sale of capital assets as revenues. However, in the Statement of Activities, the sale of those assets is recognized as a gain or loss, depending on the sale and accumulated depreciation amounts:		
Loss on sale of capital assets		(3,069)
Issuance of long-term debt and entering into capital lease obligations provide current resources to governmental funds, but issuing debt increases long-term liabilities in the Statement of Net Position. Repayment of debt and capital lease principal is an expenditure in the governmental funds, but the repayment reduces long-term liabilities in the Statement of Net Position. This is the amount of proceeds and repayments of debt obligations in the current period:		
Proceeds from capital lease obligations	(21,450)	
Proceeds from borrowing	(100,000)	
Principal portion of debt service payments	229,300	
Principal portion of capital lease obligation payments	<u>8,025</u>	
		115,875
Some expenses reported in the Statement of Activities do not require the use of current financial resources and therefore are not reported as expenditures in the governmental funds.		
Change in accrued interest payable	1,000	
Adjustment to pension expense	<u>577</u>	
		<u>1,577</u>
<b>Change in Net Position of Governmental Activities</b>		<b><u>\$ 433,049</u></b>

See accompanying independent auditors' report and notes to the financial statements.

**Statement of Revenues, Expenditures and Changes in Fund Balance  
Budget and Actual - General Fund**

**Town of Fayette, Maine**

**For the Year Ended June 30, 2020**

	Original Budget	Final Budget	Actual	Variance Positive (Negative)
<b>Revenues</b>				
Taxes				
Property taxes	\$ 3,051,067	\$ 3,051,067	\$ 3,020,070	\$ (30,997)
Excise taxes	244,000	244,000	242,467	(1,533)
Intergovernmental revenues				
State revenue sharing	82,353	82,353	91,937	9,584
Maine PERS on-behalf payments	-	-	64,555	64,555
Other	246,676	246,676	254,210	7,534
Miscellaneous revenues	166,758	166,758	70,446	(96,312)
<b>Total Revenues</b>	<u>3,790,854</u>	<u>3,790,854</u>	<u>3,743,685</u>	<u>(47,169)</u>
<b>Expenditures</b>				
Current				
General government	303,455	317,546	283,753	33,793
Public safety	99,427	99,427	91,721	7,706
Health and welfare	73,578	73,578	65,042	8,536
Recreation and culture	16,428	51,667	46,181	5,486
Education	2,167,376	2,167,376	1,918,917	248,459
Public works	467,184	467,184	502,814	(35,630)
County tax	172,465	172,465	172,465	-
Unclassified	-	50,000	50,763	(763)
Maine PERS on-behalf payments	-	-	64,555	(64,555)
Debt service - principal	229,300	229,300	229,300	-
- interest	10,852	10,852	10,764	88
Capital outlay	233,258	254,708	167,085	87,623
<b>Total Expenditures</b>	<u>3,773,323</u>	<u>3,894,103</u>	<u>3,603,360</u>	<u>290,743</u>
<b>Revenues Over (Under) Expenditures</b>	17,531	(103,249)	140,325	243,574
<b>Other Financing Sources (Uses)</b>				
Proceeds from borrowing	100,000	100,000	100,000	-
Proceeds from capital lease obligations	-	21,450	21,450	-
Operating transfers in	6,306	6,306	22,154	15,848
Operating transfers out	(61,306)	(61,306)	(61,306)	-
Utilization of unassigned fund balance	30,000	30,000	-	(30,000)
Utilization of assigned fund balance	21,415	120,745	-	(120,745)
<b>Total Other Financing Sources (Uses)</b>	<u>96,415</u>	<u>217,195</u>	<u>82,298</u>	<u>(134,897)</u>
<b>Revenues and Other Sources Over Expenditures and Other Uses</b>	\$ 113,946	\$ 113,946	222,623	\$ 108,677
Budgetary fund balance at beginning of year			<u>907,531</u>	
<b>Budgetary Fund Balance at End of Year</b>			<u>\$ 1,130,154</u>	

See accompanying independent auditors' report and notes to the financial statements.

## **Notes to Financial Statements**

### **Town of Fayette, Maine**

#### **Note A - Summary of Significant Accounting Policies**

The Town of Fayette, Maine operates under a Selectmen - Town Manager form of government. The accounting policies of the Town of Fayette, Maine, conform to United States generally accepted accounting principles (GAAP). The Governmental Accounting Standards Board (GASB) is responsible for establishing GAAP for state and local governments through its pronouncements (Statements and Interpretations). The more significant accounting policies established in GAAP and used by the Town are discussed below.

#### **Principles Determining Scope of Reporting Entity**

The basic financial statements include the accounts of all Town operations. The criteria for including organizations as component units within the Town's reporting entity, as set forth in GAAP include whether:

- the organization is legally separate (can sue and be sued in their own name)
- the Town holds the corporate powers of the organization
- the Town appoints a voting majority of the organization's board
- the Town is able to impose its will on the organization
- the organization has the potential to impose a financial benefit/burden on the Town
- there is fiscal dependency by the organization on the Town

Based on the aforementioned criteria, the Town of Fayette has no component units.

#### **Basis of Presentation**

##### **Government-wide Financial Statements**

The statement of net position and statement of activities report information about the reporting government as a whole. They include all funds of the reporting entity except for fiduciary funds. Governmental activities, which normally are supported by taxes and intergovernmental revenues, are reported separately from business-type activities, which rely to a significant extent on fees and charges for services for support. Currently the Town has no business-type activities.

The statement of activities demonstrates the degree to which the direct expenses of a given function or segment are offset by program revenues. Direct expenses are those that are clearly identifiable with a specific function or segment. The Town does not allocate indirect expenses to functions in the statement of activities. Program revenues include 1) charges to customers or applicants who purchase, use or directly benefit from goods, services, or privileges by a given function or segment and 2) grants and contributions that are restricted to meeting the operational or capital requirements of a particular function or segment. Taxes and other items not properly included among program revenues are reported as general revenues.

## Notes to Financial Statements - Continued

### Town of Fayette, Maine

#### Note A - Summary of Significant Accounting Policies - Continued

##### Government-wide Financial Statements - Continued

Separate financial statements are provided for governmental funds and fiduciary funds, even though the latter are excluded from the Government-wide financial statements. Major individual governmental funds and major individual enterprise funds are reported as separate columns in the fund financial statements.

##### Fund Financial Statements

Fund financial statements of the reporting entity are organized into funds, each of which are considered to be separate accounting entities. Each fund is accounted for by providing a separate set of self-balancing accounts, which constitute its assets, deferred outflows of resources, liabilities, deferred inflows of resources, fund equity, revenues, and expenditures.

##### Governmental Activities

Governmental funds are identified as either general, special revenue, capital projects, or permanent funds based upon the following guidelines:

The *General Fund* is the operating fund of the Town and is always classified as a major fund. It is used to account for all financial resources except those required to be accounted for in another fund.

*Special Revenue Funds* are used to account for the proceeds of specific sources (other than major capital projects or expendable trusts) that are legally restricted to expenditures for specified purposes.

*Capital Projects Funds* are used to account for financial resources to be used for the acquisition or construction of major capital facilities (other than those financed by proprietary funds and trust funds).

*Permanent Funds* are used to account for resources legally held in trust. All resources of the fund, including any earnings on invested resources, may be used to support the organization as stipulated by the specific trust instrument.

##### **Basis of Accounting**

Basis of accounting refers to when revenues and expenditures or expenses are recognized in the accounts and reported in the financial statements. Basis of accounting is related to the timing of the measurements made, regardless of the measurement focus applied.

## Notes to Financial Statements - Continued

### Town of Fayette, Maine

#### Note A - Summary of Significant Accounting Policies - Continued

##### Accrual

Governmental activities in the government-wide financial statements and the proprietary and fiduciary fund financial statements are presented on the accrual basis of accounting. Revenues are recognized when earned and expenses are recognized when incurred.

##### Modified Accrual

Governmental funds financial statements are presented on the modified accrual basis of accounting. Under the modified accrual basis of accounting, revenues are recorded when susceptible to accrual; i.e., both measurable and available. "Available" means collectible within the current period or within 60 days after year end. Expenditures are generally recognized under the modified accrual basis of accounting when the related liability is incurred. The exception to this general rule is that principal and interest on general obligation long-term debt is recognized when due.

##### Estimates

The preparation of financial statements in conformity with generally accepted accounting principles requires management to make estimates and assumptions that affect certain reported amounts and disclosures. Accordingly, actual results could differ from those estimates.

##### Cash and Cash Equivalents

The Town's cash and cash equivalents are considered to be cash on hand, demand deposits and short-term investments with original maturities of three months or less from the date of acquisition.

##### Inventories

Inventories of supplies are considered to be expenditures at the time of purchase.

##### Accounts Receivable

Accounts receivable are stated at the amount the Town expects to collect from outstanding balances. Town management closely monitors outstanding balances and records an allowance for doubtful accounts as necessary based upon historical trends of bad debts and a detailed review of current year receivables and their aging. Management has deemed an allowance for doubtful accounts is not necessary.

##### Capital Assets

In the government-wide financial statements, capital assets purchased or acquired with an original cost of \$5,000 or more are reported at historical cost or estimated historical cost. Contributed assets are reported at fair market value as of the date received. Additions, improvements and other capital outlays that significantly extend the useful life of an asset are capitalized. Other costs incurred for repairs and maintenance are expensed as incurred. Depreciation on all assets is provided on the straight-line method.

Estimated useful lives are as follows: buildings and improvements, 20 to 50 years; infrastructure, 5 to 60 years; and vehicles and equipment, 3 to 15 years.

## **Notes to Financial Statements - Continued**

### **Town of Fayette, Maine**

#### **Note A - Summary of Significant Accounting Policies - Continued**

##### **Capital Assets - Continued**

In the fund financial statements, fixed assets used in governmental fund operations are accounted for as capital outlay expenditures of the governmental fund upon acquisition. Fixed assets are not capitalized and related depreciation is not reported in the fund financial statements.

##### **Vacation and Sick Leave**

Under the terms of personnel policies, vacation leave is granted in varying amounts according to length of service. Sick leave is granted in equal amounts to all employees. In some cases, employees are entitled to payment for unused vacation upon termination or retirement. No liability is recorded for accrued compensated absences at June 30, 2020, the inclusion of which would not be material to the financial statements.

##### **Long-Term Obligations**

In the government-wide financial statements, long-term debt and other long-term obligations are reported as liabilities in the applicable governmental activities statement of net position. Bond premiums and discounts, as well as issuance costs, are deferred and amortized over the life of the bonds using the straight-line method. Bond issuance costs are reported as deferred charges and amortized over the term of the related debt.

In the fund financial statements, governmental fund types recognize bond premiums and discounts, as well as bond issuance costs, during the current period. The face amount of debt is reported as other financing sources. Premiums received on debt issuances are reported as other financing sources while discounts on debt issuances are reported as other financing uses. Issuance costs, whether or not withheld from the actual debt proceeds received, are reported as debt service expenditures.

##### **Deferred Outflows and Inflows of Resources**

In addition to assets, the statement of net position and the governmental funds balance sheet will sometimes report a separate section for deferred outflows of resources. This separate financial statement element, deferred outflows of resources, represents a consumption of net position that applies to a future period and so will not be recognized as an expense or expenditure until that time. The Fayette School Department has one item that meets this criterion, deferred pensions, which is reported in the statement of net position.

In addition to liabilities, the statement of net position and the governmental funds balance sheet will sometimes report a separate section for deferred inflows of resources. This separate financial statement element, deferred inflows of resources, represents an acquisition of net position that applies to a future period and so will not be recognized as an inflow of resources (revenue) until that time.

## Notes to Financial Statements - Continued

### Town of Fayette, Maine

#### Note A - Summary of Significant Accounting Policies - Continued

##### Deferred Outflows and Inflows of Resources - Continued

The Town has one type of item, unavailable revenue, which results from property taxes, which arises under the modified accrual basis of accounting that qualifies for reporting in this category and is reported in the governmental funds balance sheet. The Town has another item, also unavailable revenue, which results from an interest reimbursement, which arises under the modified and full accrual basis of accounting that qualifies for reporting in this category and is reported in the governmental funds balance sheet as well as the statement of net position. The School Department also has one type of item, deferred pensions, which is reported in the statement of net position.

##### Pensions

In government-wide financial statements, retirement plans (pensions) are required to be recognized and disclosed using the accrual basis of accounting (see Note G and the required supplementary information beginning on page 44), regardless of the amount recognized as pension expenditures on the governmental fund statements, which use the modified accrual basis of accounting.

In general, the Town recognizes a net pension liability, which represents the Town's proportionate share of the excess of the total pension liability over the fiduciary net position of the pension reflected in the actuarial report provided by the Maine Public Employees Retirement System (MainePERS). The net pension liability is measured as of the Town's prior fiscal year-end. Changes in the net pension liability are recorded, in the period incurred, as pension expense or as deferred inflows of resources or deferred outflows of resources depending on the nature of the change. The changes in net pension liability that are recorded as deferred inflows of resources or deferred outflows of resources (that arise from changes in actuarial assumptions or other inputs and differences between expected or actual experience) are amortized over the weighted average remaining service life of all participants in the respective pension plan and are recorded as a component of pension expense beginning with the period in which they are incurred.

For purposes of measuring the net pension liability, deferred outflows of resources and deferred inflows of resources related to pensions, and pension expense, information about the fiduciary net position of the Teachers Pension Plan (TPP) and additions to/deductions from the TPP's fiduciary net position have been determined on the same basis as they are reported by the TPP. For this purpose, benefit payments (including refunds of employee contributions) are recognized when due and payable in accordance with the benefit terms. Investments are reported at fair value.

Projected earnings on pension investments are recognized as a component of pension expense. Differences between projected and actual investment earnings are reported as deferred inflows of resources or deferred outflows of resources and amortized as a component of pension expense on a closed basis over a five-year period beginning with the period in which the difference occurred. Each subsequent year will incorporate an additional closed basis five-year period of recognition.



## Notes to Financial Statements - Continued

### Town of Fayette, Maine

#### Note A - Summary of Significant Accounting Policies - Continued

##### **Postemployment Benefits Other Than Pensions (OPEB)**

For purposes of measuring the Fayette School Department's OPEB liability, deferred outflows of resources and deferred inflows of resources related to OPEB, and OPEB expense, information about the fiduciary net position of the MainePERS State Employee and Teacher (SET) Plan, a multiple-employer defined benefit postretirement life insurance plan (the Plan) and additions to/deductions from the Plan's fiduciary net position have been determined on the same basis as they are reported by the Plan. For this purpose, the Plan recognizes benefit payments when due and payable in accordance with the benefit terms. Investments are reported at fair value, except for money market investments and participating interest earning investment contracts that have a maturity at the time of purchase of one year or less, which are reported at cost.

##### **Government-wide Fund Net Position**

Government-wide net position is divided into three components:

*Net investment in capital assets* - consist of the historical cost of capital assets less accumulated depreciation and less any debt that remains outstanding that was used to finance those assets.

*Restricted net position* - consist of net assets that are restricted by the Town's creditors (for example, through debt covenants), by the state enabling legislation (through restrictions on shared revenues), by grantors (both federal and state), and by other contributors.

*Unrestricted* - All other net asset positions are reported in this category.

##### **Governmental Fund Balances**

In the governmental fund financial statements, fund balances are classified as follows:

*Nonspendable* - resources which cannot be spent because they are either a) not in spendable form or; b) legally or contractually required to be maintained intact.

*Restricted* - resources with constraints placed on the use of resources are either a) externally imposed by creditors (such as through debt covenants), grantors, contributors, or laws or regulations of other governments; or b) imposed through constitutional provisions or enabling legislation.

*Committed* - resources which are subject to limitations the government imposes upon itself at its highest level of decision making, and that remain binding unless removed in the same manner.

*Assigned* - resources neither restricted nor committed for which a government has a stated intended use as established by the Town Council or a body or official to which the Town Council has designated the authority to assign amounts for specific purposes.

## Notes to Financial Statements - Continued

### Town of Fayette, Maine

#### Note A - Summary of Significant Accounting Policies - Continued

##### Governmental Fund Balances - Continued

*Unassigned* - resources which cannot be properly classified in one of the other four categories.

##### Use of Restricted Resources

The Town has no formal fund balance policy. For purposes of fund balance classification, expenditures are to be spent from restricted fund balance first, followed in order by committed fund balance, assigned fund balance and lastly unassigned fund balance.

##### Interfund Activity

Interfund activity is reported as loans, reimbursements, or transfers. Loans are reported as interfund loan receivables and payables as appropriate and are subject to elimination upon consolidation in the government-wide presentation. Reimbursements are when one fund incurs a cost, charges the appropriate benefiting fund and reduces its related costs as a reimbursement. Since not all funds maintain a separate cash account, cash is pooled in the General Fund cash account and activity for individual funds are recorded through the General Fund and each respective individual fund through the recognition of a "due to/due from" as appropriate. The due to/from other funds balances are subject to elimination upon consolidation in the government-wide presentation. All interfund transactions are treated as transfers. Transfers between governmental or proprietary funds are netted as part of the reconciliation to the government-wide financial statements.

##### Budget

The Town of Fayette's policy is to adopt an annual budget for operations. The budget is presented on the modified accrual basis of accounting, which is consistent with generally accepted accounting principles.

The following procedures are followed in establishing budgetary data reflected in the financial statements:

- Early in the second half of the last fiscal year the Town prepared a budget for this fiscal year beginning July 1. The operating budget includes proposed expenditures and the means of financing them.
- A vote of the inhabitants of the Town was then taken for the purpose of adopting the proposed budget after public notice of the vote was given.
- The budget was adopted subsequent to passage by the inhabitants of the Town.

The Town does not adopt budgets for special revenue funds.

## Notes to Financial Statements - Continued

### Town of Fayette, Maine

#### Note A - Summary of Significant Accounting Policies - Continued

##### **Revenue Recognition - Property Taxes**

The Town's property tax for the current year was levied August 27, 2019, on the assessed value listed as of April 1, 2019, for all real and personal property located in the Town. Taxes were due November 30, 2019 and April 30, 2020 with interest on unpaid taxes commencing on December 1, 2019 and May 1, 2020, at 9% per annum.

Property tax revenues are recognized when they become available. Available includes those property tax receivables expected to be collected within sixty days after year end. The remaining receivables have been recorded as deferred inflow of resources.

The Town is permitted by the laws of the State of Maine to levy taxes up to 105% of its net budgeted expenditures for the related fiscal period. The amount raised in excess of 100% is referred to as overlay, and amounted to \$113,946 for the year ended June 30, 2020.

Tax liens are placed on real property within twelve months following the tax commitment date if taxes are delinquent. The Town has the authority to foreclose on property eighteen months after the filing of the lien if tax liens and associated costs remain unpaid.

#### Note B - Cash

The Town conducts all its deposit transactions with depository banks. Cash resources of several individual funds are combined to form a pool of cash.

##### **Custodial Credit Risk - Deposits**

At June 30, 2020, the carrying amount of the Town's deposits was \$1,386,933, and the bank balance was \$1,471,123. The difference between these balances relates to deposits in transit, outstanding checks and cash on hand at year-end. Custodial credit risk is the risk that in the event of a bank failure, the Town's deposits may not be returned to it. The Town does not have a deposit policy on custodial credit risk. As of June 30, 2020, none of the Town's bank balance of \$1,471,123 was exposed to credit risk.

## Notes to Financial Statements - Continued

### Town of Fayette, Maine

#### Note C - Capital Assets

A summary of capital assets transactions for the year ended June 30, 2020, follows:

	<u>Beginning Balance</u>	<u>Additions</u>	<u>Retirements</u>	<u>Ending Balance</u>
<b>Governmental Activities:</b>				
Non-Depreciable Assets:				
Land	\$ 167,657	\$ -	\$ -	\$ 167,657
Construction in progress	77,407	172,135	-	249,542
Depreciable Assets:				
Buildings	3,176,437	10,000	-	3,186,437
Land Improvements	95,147	-	-	95,147
Equipment	1,307,294	21,450	21,200	1,307,544
Vehicles	1,035,142	-	-	1,035,142
Road network	<u>2,532,130</u>	<u>-</u>	<u>-</u>	<u>2,532,130</u>
Totals at historical cost	8,391,214	203,585	21,200	8,573,599
Less accumulated depreciation:				
Buildings	1,627,426	68,102	-	1,695,528
Land Improvements	91,732	73	-	91,805
Equipment	659,115	68,430	18,131	709,414
Vehicles	848,994	26,694	-	875,688
Road network	<u>2,346,848</u>	<u>3,472</u>	<u>-</u>	<u>2,350,320</u>
Total accumulated depreciation	<u>5,574,115</u>	<u>166,771</u>	<u>18,131</u>	<u>5,722,755</u>
Capital Assets, Net	<u>\$ 2,817,099</u>	<u>\$ 36,814</u>	<u>\$ 3,069</u>	<u>\$ 2,850,844</u>

Depreciation expense was charged to the following functions:

<b>Governmental activities:</b>	
General Government	\$ 4,507
Public Safety	17,956
Recreation and Culture	860
Education	91,427
Public Works	<u>52,021</u>
Total governmental activities depreciation expense	<u>\$ 166,771</u>

## Notes to Financial Statements - Continued

### Town of Fayette, Maine

#### Note D - Interfund Balances

Interfund balances at June 30, 2020 consisted of the following amounts:

<b>Governmental Activities</b>	<u>Receivables Due from</u>	<u>Payables Due to</u>	<u>Net Internal Balances</u>
General Fund:			
Special Revenue Fund:			
School Categorical Programs	\$ 65,522	\$ -	
Broadband	-	(9,717)	
Keep Me Warm	-	(9,741)	
	<u>65,522</u>	<u>(19,458)</u>	
Permanent Funds - Trust Funds:			
Cemetery	<u>3,850</u>	<u>-</u>	
	69,372	(19,458)	\$ 49,914
Special Revenue Fund:			
General Fund:			
School Categorical Programs	-	(65,522)	
Broadband	9,717	-	
Keep Me Warm	9,741	-	
	<u>19,458</u>	<u>(65,522)</u>	(46,064)
Permanent Funds - Trust Funds:			
General Fund:			
Cemetery	<u>-</u>	<u>(3,850)</u>	
	<u>-</u>	<u>(3,850)</u>	<u>(3,850)</u>
	<u>\$ 88,830</u>	<u>\$ (88,830)</u>	<u>\$ -</u>

All interfund balances resulted from the time lag between (1) the dates that interfund goods and services are provided or reimbursable expenditures occur, (2) transactions are recorded in the accounting system and (3) payments between funds are made.

## Notes to Financial Statements - Continued

### Town of Fayette, Maine

#### Note E - Interfund Transfers

Transfers are used to finance various programs accounted for in other funds in accordance with budgetary authorizations.

Interfund transfers for the year ended June 30, 2020 consisted of the following amounts:

<b>Governmental Activities</b>	<u>Transfers In</u>	<u>Transfers Out</u>	<u>Net Transfers</u>
General Fund:			
Special Revenue Funds:			
Broadband	\$ -	\$ (5,000)	
	-	(5,000)	\$ (5,000)
Special Revenue Funds:			
General Fund:			
Broadband	<u>5,000</u>	<u>-</u>	
	5,000	-	<u>5,000</u>
Net Governmental Activities			<u>\$ -</u>

#### Note F - Long-Term Liabilities

Long-term liability activity for the year ended June 30, 2020 was as follows:

	<u>Beginning</u>	<u>Additions</u>	<u>Reductions</u>	<u>Ending</u>	Amounts
	<u>Balance</u>			<u>Balance</u>	<u>Due within</u>
					<u>One Year</u>
General obligation debt	\$ 773,600	\$ 100,000	\$ 229,300	\$ 644,300	\$ 239,300
Net pension liability	24,465	-	1,392	23,073	-
Capital lease obligation	<u>4,853</u>	<u>21,450</u>	<u>8,025</u>	<u>18,278</u>	<u>3,650</u>
Total	<u>\$ 802,918</u>	<u>\$ 121,450</u>	<u>\$ 238,717</u>	<u>\$ 685,651</u>	<u>\$ 242,950</u>

## Notes to Financial Statements - Continued

### Town of Fayette, Maine

#### Note F - Long-Term Liabilities - Continued

At June 30, 2020 long term debt consisted of the following:

2012 Qualified School Construction Bond for a wood pellet boiler for the school with Kennebec Savings Bank, due in annual principal installments of \$12,500, and annual interest installments at varying amounts through July 2030. Interest is stated at 4.75%. The IRS will credit the Town approximately 93% of the interest each year.	\$ 137,500
2016 General Obligation Bond for road construction and the refinancing of the 2010 General Obligation Bond for road construction, with Maine Municipal Bond Bank, due in annual principal installments of \$206,800, and semi-annual interest installments at varying amounts ranging between 0.65% and 2.17% through November 2021.	336,800
2016 School General Obligation Bond for heating improvements with Maine Municipal Bond Bank, due in annual principal installments of \$10,000 and semi-annual interest installments at varying amounts ranging between 0.91% and 2.25% through November 2027.	70,000
2020 General Obligation Bond for reconstruction of Starling Hall, with Maine Municipal Bond Bank, due in annual principal installments of \$10,000, and semi-annual interest installments at varying amounts ranging between 1.61% and 1.93% through November 2029.	100,000
	<u>\$ 644,300</u>

The annual requirements to amortize bonds payable are as follows:

Year Ended	<u>Principal</u>	<u>Interest</u>	<u>Total</u>
<u>June 30,</u>			
2021	\$ 239,300	\$ 14,178	\$ 253,478
2022	162,500	9,867	172,367
2023	32,500	7,541	40,041
2024	32,500	6,611	39,111
2025	32,500	5,675	38,175
Thereafter	165,000	15,207	180,207
	<u>\$ 664,300</u>	<u>\$ 59,079</u>	<u>\$ 723,379</u>

## Notes to Financial Statements - Continued

### Town of Fayette, Maine

#### Note F - Long-Term Liabilities - Continued

##### Capital Lease Obligations:

The present value of capital lease obligations and future years' minimum lease payments are as follows:

Year ending June 30,	
2021	\$ 5,328
2022	5,328
2023	5,328
2024	5,328
Thereafter	<u>1,381</u>
	22,693
Less amount representing interest (various rates)	<u>4,415</u>
Obligation under capital leases	<u>\$ 18,278</u>

As of June 30, 2020 the gross amount of fixed assets associated with capital lease obligations was \$286,878 with accumulated depreciation of \$261,829.

#### Note G - Pension Plan

##### Plan Description

Teaching-certified employees of the Fayette School Department (Department) are provided with pensions through the Teacher's Pension Plan (TPP) – a cost-sharing multiple-employer defined benefit pension plan administered by the Maine Public Employees Retirement System (MainePERS). Chapter 423 of the State Statutes grants the authority to establish and amend benefit terms to the MainePERS Board of Trustees (MainePERS Board). MainePERS issues a publicly available financial report that can be obtained on the MainePERS website.



## Notes to Financial Statements - Continued

### Town of Fayette, Maine

#### Note G - Pension Plan - Continued

##### **Benefits Provided**

MainePERS provides retirement, disability, and death benefits to plan members. Employees who retire at or after age 60, 62, or 65 (depending on their date of hire) with five to twenty-five years of credited service (depending on their date of hire and inactive or active status) are entitled to an annual retirement benefit, payable monthly for life, in an amount equal to two percent of the average of their highest three years earnings per year of service.

Employees are eligible for service-related disability benefits regardless of length of service. Disability benefits may be available if an employee participating in the plan becomes mentally or physically disabled while in MainePERS-covered service and is permanently unable to perform the duties of his/her position. The amount of the disability benefit is either 66 2/3% or 59% of the average final compensation, depending on the date the employee was hired.

Ordinary death benefits are available if death occurs before retirement. Beneficiaries can receive either a lump-sum refund of the employee's contributions and interest or a monthly benefit. If death occurs as a result of an injury while working or while the employee is working, accidental death benefits are also available.

##### **Contributions**

Per Chapter 423 of the State Statutes, contribution requirements of the active employees and the participating school districts are established and may be amended by the MainePERS Board. Maine State requires the State to contribute a portion of the Town's contractually required contributions, which are actuarially determined as an amount that, when combined with employee contributions, is expected to finance the costs of benefits earned by employees during the year, with an additional amount to finance any unfunded accrued liability. Employees are required to contribute 7.65% of their annual pay. The school departments' contractually required contribution rate for the year ended June 30, 2020 was 19.11% of annual school district payroll of which 4.16% of payroll was required by the School Department and 14.95% was required from the State. All federally funded teachers' contributions were paid the Fayette School Department. All other teachers' contributions were paid by the State of Maine. Contributions to the pension plan from the Town were \$19,691 for the year ended June 30, 2020. Contributions to the pension plan from the State were \$64,082 for the year ended June 30, 2020.

## Notes to Financial Statements - Continued

### Town of Fayette, Maine

#### Note G - Pension Plan - Continued

#### **Pension Liabilities, Pension Expense, and Deferred Outflows of Resources and Deferred Inflows of Resources Related to Pensions**

At June 30, 2020, the Town reported a liability for its proportionate share of the net pension liability that reflected a reduction for State pension support provided to the Town. The amount recognized by the Town as its proportionate share of the net pension liability, the related State support, and the total support of the net pension liability that was associated with the Town were as follows:

Town's proportionate share of the net pension liability (asset)	\$	23,073
State's proportionate share of the net pension liability (asset) associated with the Town		<u>425,315</u>
Total	\$	<u>448,388</u>

The net pension liability was measured as of June 30, 2019, and the total pension liability used to calculate the net pension liability was determined by an actuarial valuation as of that date. The Town's proportion of the net pension liability was based on a projection of the Town's long-term share of contributions to the pension plan relative to the projected contributions of all participating school districts and the State, actuarially determined. At June 30, 2019, the Fayette School Department's proportion was 0.001574% which was a decrease of 0.000239% from its proportion measured as of June 30, 2018.

For the year ended June 30, 2020, the Town recognized total pension expense of \$93,263 and revenue of \$75,265 for support provided by the State on its government-wide financial statements and recognized pension expense of \$83,773 and revenue of \$64,082 for support provided by the State on its fund financial statements. Pension expense represents the change in the net pension liability during the measurement period, adjusted for actual contributions and the deferred recognition of changes in investment gain/loss, actuarial gain/loss, actuarial assumptions or method, and plan benefits. At June 30, 2020, the Town reported deferred outflows of resources and deferred inflows of resources related to pensions from the following sources:

	<u>Deferred Outflows of Resources</u>	<u>Deferred Inflows of Resources</u>
Differences between expected and actual experience	\$ 1,795	\$ -
Changes of assumptions	668	-
Net difference between projected and actual earnings on pension plan investments	-	3,256
Changes in proportion and differences between Town contributions and proportionate share of contributions	-	3,482
Town contributions subsequent to the measurement date	<u>19,691</u>	<u>-</u>
	<u>\$ 22,154</u>	<u>\$ 6,738</u>

## Notes to Financial Statements - Continued

### Town of Fayette, Maine

#### Note G - Pension Plan - Continued

##### **Pension Liabilities, Pension Expense, and Deferred Outflows of Resources and Deferred Inflows of Resources Related to Pensions - Continued**

Deferred outflows of resources and deferred inflows of resources on the previous page represent the unamortized portion of changes to net pension liability to be recognized in future periods in a systematic and rational manner.

Of the amount reported as a deferred outflow of resources related to pensions resulting from Town contributions subsequent to the measurement date, \$19,691 will be recognized as a reduction of the net pension liability in the year ended June 30, 2020. Other amounts reported as deferred outflows of resources and deferred inflows of resources related to pensions will be recognized in pension expense as follows:

<u>Year ended June 30:</u>	
2020	\$ (1,306)
2021	(2,248)
2022	(732)
2023	11

##### **Actuarial assumptions**

The total pension liability in the June 30, 2019 actuarial valuation was determined using the following actuarial assumptions, applied to all periods included in the measurement:

Inflation	2.75%
Salary increases	2.75% plus merit component based on employee's years of service
Investment rate of return	6.75%
COLA	2.20%

Mortality rates were based on the sex distinct RP-2000 Combined Mortality Table, as appropriate, with adjustments for mortality improvements based on Scale AA.

The actuarial assumptions used in the June 30, 2019 valuation were based on the results of an actuarial experience study for the period June 30, 2012 through June 30, 2015.

## Notes to Financial Statements - Continued

### Town of Fayette, Maine

#### Note G - Pension Plan - Continued

##### Actuarial assumptions - Continued

The long-term expected rate of return on pension plan investments was determined using a building-block method in which best-estimate ranges of expected future real rates of return (expected returns, net of pension plan investment expense and inflation) are developed for each major asset class. These ranges are combined to produce the long-term expected rate of return by weighing the expected future real rates of return by the target asset allocation percentage and by adding expected inflation. The target allocation and best estimates of arithmetic real rates of return for each major asset class are summarized in the following table:

	<u>Target Allocation</u>	<u>Long-Term Expected Real Rate of Return</u>
Public equity	30%	6.0%
Private equity	15%	7.6%
Traditional credit	7.5%	3.0%
Alternative credit	5%	4.2%
Real estate	10%	5.2%
Infrastructure	10%	5.3%
Natural resources	5%	5.0%
U.S. Government	7.5%	2.3%
Risk diversifiers	<u>10%</u>	5.9%
	<u>100%</u>	

##### Discount rate

The discount rate used to measure the total pension liability was 6.75%. The projection of cash flows used to determine the discount rate assumed that employee contributions will be made at the current contribution rate and that contributions from Towns will be made at contractually required rates (actuarially determined), and contributions from the State will be made at current statutorily required rates. Based on those assumptions, the pension plan's fiduciary net position was projected to be available to make all projected future benefit payments of current active and inactive employees. Therefore, the long-term expected rate of return on pension plan investments was applied to all periods of projected benefit payments to determine the total pension liability.

## Notes to Financial Statements - Continued

### Town of Fayette, Maine

#### Note G - Pension Plan - Continued

##### **Sensitivity of the Town's proportionate share of the net pension liability to changes in the discount rate**

The following presents the Town's proportionate share of the net pension liability calculated using the discount rate of 6.75%, as well as what the Town's proportionate share of the net pension liability would be if it were calculated using a discount rate that is one percentage point lower (5.75%) or one percentage point higher (7.75%) than the current rate:

	1% Decrease (5.75%)	Discount Rate (6.75%)	1% Increase (7.75%)
Town's proportionate share of the net pension liability (asset)	\$ 41,715	\$ 23,073	\$ 7,538

##### **Pension plan fiduciary net position**

Detailed information about the pension plan's fiduciary net position is available in the separately issued MainePERS financial statements. The plan's fiduciary net position has been determined on the same basis as that used by the plan.

#### Note H - Postemployment Benefits Other than Pensions (OPEB)

##### **Plan Description**

The Town of Fayette's School Department provides group term life insurance to retired employees. Eligible employees of the School Department participate in the Maine Public Employees Retirement System (MainePERS) Group Life Insurance Plan for Statement Employees and Teachers (SET Plan). This plan is a multiple employer, cost-sharing defined benefit OPEB plan with a special funding situation. The State of Maine is a non-employer contributing entity in that the state pays 100% of the actuarially determined contributions for retirees.

##### **Benefits Provided**

Under the SET Plan, MainePERS provides basic group life insurance benefits, during retirement, to retirees who participated in the plan prior to retirement for a minimum of 10 years. The level of coverage is initially set to an amount equal to the retirees' average final compensation. The initial amount of basic life is then subsequently reduced at the rate of 15% per year to the greater of 40% of the initial amount or \$2,500.

##### **Contributions**

Premium rates are those determined by the System's Board of Trustees to be actuarially sufficient to pay anticipated claims. Premiums for basic life insurance coverage for retired teachers are paid by the State as the total dollar amount of each year's annual required contribution. Employers and employees are not required to remit to the SET Plan.

## Notes to Financial Statements - Continued

### Town of Fayette, Maine

#### Note H - Postemployment Benefits Other than Pensions (OPEB) - Continued

##### **OPEB Liabilities, OPEB Expense, and Deferred Outflows of Resources and Deferred Inflows of Resources Related to OPEB**

At June 30, 2020, the School Department reported no net OPEB liability, as the State of Maine's non-employer contributing entity required participation level is 100%. At June 30, 2020, the School Department's reported net OPEB liability was a portion of the total proportionate share of the collective net OPEB liability associated with the School Department's participation in the Teacher plan, as follows:

School Department's proportionate share of net OPEB liability	\$ -
State of Maine's proportionate share of net OPEB liability	<u>5,136</u>
Total	<u>\$ 5,136</u>

For the fiscal year ended June 30, 2020, the School Department recognized OPEB expense of \$485 and on-behalf payments of \$473.

No deferred inflows of resources or deferred outflows of resources arising in connection with this plan are reportable by the School Department given that the State of Maine is obligated to fund 100% of the actuarially required contributions attributable to retirees.

##### **OPEB Plan fiduciary net position**

Detailed information about the OPEB Plan's fiduciary net position is available in the separately issued MainePERS financial statements, which can be found on the MainePERS website. The Plan's fiduciary net position has been determined on the same basis as used by the plan.

## Notes to Financial Statements - Continued

### Town of Fayette, Maine

#### Note I - Budget to Actual Reconciliation

An explanation of the differences between budgetary inflows and outflows and revenues and expenditures determined in accordance with generally accepted accounting principles follows:

Budgetary Basis:

Revenues and Other Sources Over (Under) Expenditures and Other Uses	\$	222,623
---	----	---------

*Sources/inflows of resources reconciling items:*

Interest and investment income allocated to assigned balances not included in general fund operating budget		734
---	--	-----

Transfers from other funds are inflows of budgetary resources but are not transfers under generally accepted accounting principles		(22,154)
--	--	----------

*Uses/outflows of resources reconciling items:*

Expenditures allocated from assigned balances are not included in general fund operating budget		(13,224)
---	--	----------

Transfers to other funds are outflows of budgetary resources but are not expenditures under generally accepted accounting principles		<u>56,306</u>
--	--	---------------

Generally Accepted Accounting Principles Basis:

Revenues and Other Sources Over (Under) Expenditures and Other Uses	\$	<u>244,285</u>
---	----	----------------

## Notes to Financial Statements - Continued

### Town of Fayette, Maine

#### Note J - Assigned Fund Balances

At June 30, 2020, the assigned general fund balance for the Town consisted of the following:

Public Works:		
Salt Shed	\$	20,234
Highway Building Repair		50,139
Pole Barn Reserve		380
Highway Capital		20,604
Fire Department:		
Fire Capital		54,642
New Fire Station		8,752
Fire Department ( <i>carry-forward</i> )		3,046
General Government:		
Town Hall Building		30,415
Health Care Reserve		1,983
Comprehensive Plan ( <i>carry-forward</i> )		9,419
Recreation and Culture:		
Library Reserve		19,115
School Department		
Muni Educational Capital Reserve		84,407
School ( <i>carry-forward</i> )		<u>378,327</u>
	\$	<u><u>681,463</u></u>

#### Note K - Restricted Fund Balances

As of June 30, 2020, restricted fund balances consisted of the following:

	<u>Other</u>
	<u>Governmental</u>
Keep Me Warm	\$ 9,741
Broadband	9,717
Permanent Trust Funds	30,913
General Fund - Library Grant	<u>19,598</u>
	<u><u>\$ 69,969</u></u>



## Notes to Financial Statements - Continued

### Town of Fayette, Maine

#### Note L - Risk Management

The Town is exposed to various risks of loss related to torts; theft of, damage to and destruction of assets, errors and omissions; and natural disasters for which the Town either carries commercial insurance, participates in a public entity risk pool, or is effectively self-insured. Currently, the Town participates in several public entity and self-insured risk pools sponsored by the Maine Municipal Association (MMA). These pools, and the risks of loss to which the Town is exposed, are as follows:

MMA's workers' compensation fund retains \$400,000 of risk and purchases excess insurance for claims, which exceed \$400,000 up to a maximum coverage of \$200,000 per occurrence.

MMA's property and casualty risk pool retains \$100,000 of risk and purchases excess insurance for claims which exceed \$100,000 up to a maximum coverage \$1,000,000 for property and casualty coverage per occurrence, \$200,000,000 cumulative coverage for the entire pool, and \$250,000 for crime per entity per occurrence.

Based on the coverage provided by the pools described above, as well as coverage provided by commercial insurance purchased, the Town is not aware of any material actual or potential claim liabilities which should be recorded at June 30, 2020.

#### Note M - Expenditures Over Appropriation

The following appropriation was exceeded by actual expenditures:

	<u>Excess</u>
Public Works	\$ 35,630

#### Note N - Prior Period Adjustment

During the year ended June 30, 2020, an adjustment was made to record previously donated fixed assets related to the renovation of Starling Hall. The effect of the correction is an increase in capital assets and net position of \$45,000 on July 1, 2019.

#### Note O - Subsequent Event

Subsequent to year end, the Town received a general obligation bond in the amount of \$200,000. The bond is payable over the next ten years in \$20,000 installments plus interest at 6%.

**Schedule of Revenues, Expenditures and Changes in Fund Balance  
Budget and Actual - School Department**

**Town of Fayette, Maine**

**For the Year Ended June 30, 2020**

	<u>Budget</u>	<u>Actual</u>	<u>Variance Positive (Negative)</u>
<b>Revenues</b>			
Property taxes	\$ 2,051,238	\$ 2,051,238	\$ -
State subsidies	100,990	100,990	-
Maine PERS on-behalf payments	-	64,555	64,555
Miscellaneous	<u>30,000</u>	<u>1,389</u>	<u>(28,611)</u>
<b>Total Revenues</b>	2,182,228	2,218,172	35,944
<b>Expenditures</b>			
Current			
Regular instruction	1,288,011	1,200,944	87,067
Special education	284,803	150,649	134,154
Student and staff support	85,740	105,076	(19,336)
System administration	85,908	94,194	(8,286)
School administration	139,703	136,889	2,814
Transportation	125,923	90,021	35,902
Facilities maintenance	127,571	122,472	5,099
All other expenses	19,717	18,671	1,046
Maine PERS on-behalf payments	-	64,555	(64,555)
Debt service	24,852	24,766	86
Capital outlay	<u>25,510</u>	<u>25,510</u>	<u>-</u>
<b>Total Expenditures</b>	<u>2,207,738</u>	<u>2,033,747</u>	<u>173,991</u>
<b>Revenues Over (Under) Expenditures</b>	(25,510)	184,425	209,935
<b>Other Financing Sources</b>			
Proceeds from capital lease obligations	15,510	15,510	-
Operating transfers in	<u>10,000</u>	<u>10,000</u>	<u>-</u>
<b>Total Other Financing Sources</b>	<u>25,510</u>	<u>25,510</u>	<u>-</u>
<b>Revenues and Other Sources Over Expenditures and Other Uses</b>	\$ -	209,935	\$ 209,935
Fund balance at beginning of year		<u>252,799</u>	
<b>Fund Balance at End of Year</b>		<u><u>\$ 462,734</u></u>	

See accompanying independent auditors' report.

**Combining Balance Sheet  
Nonmajor Governmental Funds - Other Governmental Funds**

**Town of Fayette, Maine**

**As of June 30, 2020**

	<u>Permanent Funds</u>	<u>Special Revenues</u>	<u>Total Other Governmental Funds</u>
<b>Assets</b>			
Cash	\$ 34,763	\$ -	\$ 34,763
Accounts receivable	-	65,522	65,522
Due from other funds	-	19,458	19,458
	<u>          </u>	<u>          </u>	<u>          </u>
<b>Total Assets</b>	<b>\$ 34,763</b>	<b>\$ 84,980</b>	<b>\$ 119,743</b>
<b>Liabilities and Fund Balances</b>			
<b>Liabilities</b>			
Due to other funds	\$ 3,850	\$ 65,522	\$ 69,372
Accounts payable	-	-	-
	<u>          </u>	<u>          </u>	<u>          </u>
<b>Total Liabilities</b>	<b>3,850</b>	<b>65,522</b>	<b>69,372</b>
<b>Fund Balances</b>			
Restricted	30,913	19,458	50,371
Unassigned	-	-	-
	<u>          </u>	<u>          </u>	<u>          </u>
<b>Total Fund Balances</b>	<b>30,913</b>	<b>19,458</b>	<b>50,371</b>
	<u>          </u>	<u>          </u>	<u>          </u>
<b>Total Liabilities and Fund Balances</b>	<b>\$ 34,763</b>	<b>\$ 84,980</b>	<b>\$ 119,743</b>

See accompanying independent auditors' report.

**Combining Schedule of Revenues, Expenditures and Changes  
in Fund Balances - Special Revenue Funds**

**Town of Fayette, Maine**

**For the Year Ended June 30, 2020**

	Categorical Programs	Keep Me Warm	Broadband	Total
<b>Revenues</b>				
Intergovernmental	\$ 70,342	\$ -	\$ -	\$ 70,342
Miscellaneous	-	7,466	46,075	53,541
<b>Total Revenues</b>	<u>70,342</u>	<u>7,466</u>	<u>46,075</u>	<u>123,883</u>
<b>Expenditures</b>				
	<u>70,388</u>	<u>7,649</u>	<u>41,358</u>	<u>119,395</u>
<b>Revenues Over (Under) Expenditures</b>	(46)	(183)	4,717	4,488
<b>Other Financing Sources (Uses)</b>				
Operating transfers in	-	-	5,000	5,000
Operating transfers out	-	-	-	-
<b>Total Other Sources (Uses)</b>	<u>-</u>	<u>-</u>	<u>5,000</u>	<u>5,000</u>
<b>Revenues and Other Sources Over (Under) Expenditures and Other Uses</b>	(46)	(183)	9,717	9,488
Fund balances at beginning of year	<u>46</u>	<u>9,924</u>	<u>-</u>	<u>9,970</u>
<b>Fund Balances at End of Year</b>	<u>\$ -</u>	<u>\$ 9,741</u>	<u>\$ 9,717</u>	<u>\$ 19,458</u>

See accompanying independent auditors' report.

**Schedule of Changes in Fund Balances  
Special Revenue Funds - School Categorical Programs**

**Town of Fayette, Maine**

**For the Year Ended June 30, 2020**

	Balance			Transfers	Balance 6/30/20	
	7/1/19	Revenues	Expenditures	In (Out)	Unassigned	Restricted
Title IA - Disadvantaged	\$ -	\$ 15,359	\$ 15,359	\$ -	\$ -	\$ -
REAP - Title IIA	-	2,994	2,994	-	-	-
Local Entitlement	-	40,763	40,763	-	-	-
Federal Grant Program	46	4,821	4,867	-	-	-
Special Educ - Pre School	-	155	155	-	-	-
Title V	-	6,250	6,250	-	-	-
	<u>\$ 46</u>	<u>\$ 70,342</u>	<u>\$ 70,388</u>	<u>\$ -</u>	<u>\$ -</u>	<u>\$ -</u>

See accompanying independent auditors' report.

**Combining Schedule of Revenues, Expenses and Changes in Fund Balances  
Permanent Funds - Trust Funds**

**Town of Fayette, Maine**

**For the Year Ended June 30, 2020**

	Cemetery	Worthy Poor	Conservation	Library	Total
<b>Revenues</b>					
Principal additions	\$ 2,000	\$ -	\$ -	\$ -	\$ 2,000
Interest	58	8	8	5	79
<b>Total Revenues</b>	<u>2,058</u>	<u>8</u>	<u>8</u>	<u>5</u>	<u>2,079</u>
<b>Expenses</b>	<u>-</u>	<u>-</u>	<u>-</u>	<u>-</u>	<u>-</u>
<b>Revenues Over Expenses</b>	2,058	8	8	5	2,079
<b>Other Financing Sources (Uses)</b>					
Operating transfers in	-	-	-	-	-
Operating transfers out	<u>-</u>	<u>-</u>	<u>-</u>	<u>-</u>	<u>-</u>
<b>Total Other Sources (Uses)</b>	<u>-</u>	<u>-</u>	<u>-</u>	<u>-</u>	<u>-</u>
<b>Revenues and Other Sources Over Expenses and Other Uses</b>	2,058	8	8	5	2,079
Fund balances at beginning of year	<u>19,810</u>	<u>3,310</u>	<u>3,378</u>	<u>2,336</u>	<u>28,834</u>
<b>Fund Balances at End of Year</b>	<u><u>\$ 21,868</u></u>	<u><u>\$ 3,318</u></u>	<u><u>\$ 3,386</u></u>	<u><u>\$ 2,341</u></u>	<u><u>\$ 30,913</u></u>

See accompanying independent auditors' report.

**Combining Schedule of Revenues, Expenditures and Changes in Fund Balances (1 of 2)**  
**General Fund - Assigned Balances**

**Town of Fayette, Maine**

**For the Year Ended June 30, 2020**

	Salt Shed	Fire Capital	Highway Capital	Starling Hall	Town Hall	Library Reserve
<b>Revenues</b>						
Miscellaneous	\$ -	\$ -	\$ -	\$ -	\$ -	\$ -
Interest	124	78	136	13	57	43
<b>Total Revenues</b>	124	78	136	13	57	43
<b>Expenditures</b>						
	-	-	-	-	-	-
<b>Revenues Over (Under) Expenditures</b>	124	78	136	13	57	43
<b>Other Changes in Fund Balance</b>						
Appropriations in from Town Meeting	-	20,000	21,306	-	5,000	-
Appropriations out from Town Meeting	(6,306)	-	-	(5,848)	-	-
<b>Total Other Changes</b>	(6,306)	20,000	21,306	(5,848)	5,000	-
<b>Revenues and Other Sources Over (Under) Expenditures and Other Changes</b>	(6,182)	20,078	21,442	(5,835)	5,057	43
Fund balances at beginning of year	26,416	34,564	28,697	5,835	25,358	19,072
<b>Fund Balances at End of Year</b>	<u>\$ 20,234</u>	<u>\$ 54,642</u>	<u>\$ 50,139</u>	<u>\$ -</u>	<u>\$ 30,415</u>	<u>\$ 19,115</u>

See accompanying independent auditors' report.

**Combining Schedule of Revenues, Expenditures and Changes in Fund Balances (2 of 2)**  
**General Fund - Assigned Balances**

**Town of Fayette, Maine**

**For the Year Ended June 30, 2020**

	New Fire Station	Highway Building Repair	Pole Barn Reserve	Educational Capital Reserve	Health Care Reserve	Total
<b>Revenues</b>						
Miscellaneous	\$ -	\$ -	\$ -	\$ -	\$ -	\$ -
Interest	20	46	2	215	-	734
<b>Total Revenues</b>	<u>20</u>	<u>46</u>	<u>2</u>	<u>215</u>	<u>-</u>	<u>734</u>
<b>Expenditures</b>						
	<u>-</u>	<u>-</u>	<u>-</u>	<u>-</u>	<u>13,224</u>	<u>13,224</u>
<b>Revenues Over (Under) Expenditures</b>	20	46	2	215	(13,224)	(12,490)
<b>Other Changes in Fund Balance</b>						
Appropriations in from Town Meeting	-	-	-	-	10,000	56,306
Appropriations out from Town Meeting	-	-	-	(10,000)	-	(22,154)
<b>Total Other Changes</b>	<u>-</u>	<u>-</u>	<u>-</u>	<u>(10,000)</u>	<u>10,000</u>	<u>34,152</u>
<b>Revenues and Other Sources Over (Under) Expenditures and Other Changes</b>	20	46	2	(9,785)	(3,224)	21,662
Fund balances at beginning of year	<u>8,732</u>	<u>20,558</u>	<u>378</u>	<u>94,192</u>	<u>5,207</u>	<u>269,009</u>
<b>Fund Balances at End of Year</b>	<u>\$ 8,752</u>	<u>\$ 20,604</u>	<u>\$ 380</u>	<u>\$ 84,407</u>	<u>\$ 1,983</u>	<u>\$ 290,671</u>

See accompanying independent auditors' report.



# Schedule of Valuation, Assessment and Collection of Taxes

## Town of Fayette, Maine

For the Year Ended June 30, 2020

### Valuation

Real estate	\$ 162,232,500
Personal property	<u>224,400</u>

<b>Total Valuation</b>	<b><u>\$ 162,456,900</u></b>
------------------------	------------------------------

### Assessment

Valuation x Rate - \$162,456,900 x 0.018750	\$ 3,046,067
Supplemental taxes	<u>5,099</u>

<b>Total Assessment Charged to Collector</b>	<b>\$ 3,051,166</b>
--	---------------------

### Collection and Credits

Abatements	763
Cash collections	<u>2,801,249</u>

<b>Total Collection and Credits</b>	<b><u>2,802,012</u></b>
-------------------------------------	-------------------------

<b>2020 Taxes Receivable - June 30, 2020</b>	<b><u>\$ 249,154</u></b>
--	--------------------------

See accompanying independent auditors' report.

---

**Independent Auditors' Report on Compliance with  
Requirements of the Maine School Finance Act and on  
Annual Financial Data Submitted to the NEO  
Financial System**

**To the Board of Selectmen and  
School Board  
Town of Fayette  
Fayette, Maine**

We have audited the financial statements of the governmental activities and the aggregate remaining fund information of the Town of Fayette, Maine as of and for the year ended June 30, 2020, and we have issued our report thereon dated August 26, 2021, which contained an unmodified opinion on those financial statements.

As part of obtaining reasonable assurance about whether the Town of Fayette, Maine financial statements are free of material misstatement, we performed tests of its compliance with certain provisions of laws, regulations, contracts and grants agreements, noncompliance with which could have a direct and material effect on the determination of financial statement amounts. However, providing an opinion on compliance with those provisions was not an objective of our audit and, accordingly, we do not express such an opinion.

In connection with that audit we:

1. Considered whether the Town of Fayette, Maine School Department has complied with budget content requirements of section 15693.
2. Considered whether the Town of Fayette, Maine School Department has complied with transfer limitations between budget cost centers pursuant to section 1485.
3. Considered whether the Town of Fayette, Maine School Department has exceeded its authority to expend funds.
4. Considered whether the annual financial data submitted to the department reconciled to the audited financial statement totals (see attached Reconciliation of Annual Financial Data Submitted to the NEO Financial System to Audited Financial Statements).
5. Considered whether the Town of Fayette, Maine School Department was in compliance with applicable provisions of the Essential Programs and Services Funding Act.

The results of our tests disclosed no instances of noncompliance or other matters that are required to be reported under auditing standards generally accepted in the United States of America.

Our audit was performed for the purpose of forming an opinion on the financial statements of the Town of Fayette, Maine taken as a whole. The accompanying Reconciliation of Annual Financial Data Submitted to the NEO Financial System to Audited Financial Statements is presented for purposes of additional analysis as required by regulation of the Maine Department of Education and is not a required part of the financial statements. Such information is the responsibility of management and was derived from and relates directly to the underlying accounting and other records used to prepare the financial statements. The information has been subjected to the auditing procedures applied in the audit of the financial statements and certain additional procedures, including comparing and reconciling such information directly to the underlying accounting and other records used to prepare the financial statements or to the financial statements themselves, and other additional procedures in accordance with auditing standards generally accepted in the United States of America.

In our opinion, the information is fairly stated in all material respects in relation to the financial statements of the Town of Fayette, Maine taken as a whole.

The purpose of this report is solely to describe the scope of our testing of compliance with certain provisions of laws, regulations, contracts and grant agreements and to provide an opinion on the Reconciliation of Annual Financial Data Submitted to the NEO Financial System to Audited Financial Statements, but not to provide an opinion on compliance. Accordingly, this report is not suitable for any other purpose.

  
Professional Association

**Portland, Maine**  
**August 26, 2021**

**Reconciliation of Annual Financial Data Submitted to NEO  
Financial System to Audited Financial Statements**

**Town of Fayette School Department**

**As of June 30, 2020**

	General Fund				Special Revenue Funds	
	Total Budgeted Revenues	Total Actual Revenues	Total Budgeted Expenditures	Total Actual Expenditures	Total Actual Revenues	Total Actual Expenditures
<b>Amounts Reported per NEO Financial System</b>	\$ 2,207,738	\$ 2,153,618	\$ 2,207,738	\$ 1,947,893	\$ 110,424	\$ 65,522
Reconciling Items:						
Record Maine PERS on behalf payments	-	64,555	-	64,555	-	-
Copier lease	-	15,510	-	15,510	-	-
Record additional expenditures	-	-	-	9,673	-	-
Reverse revenues recorded in previous fiscal year	-	-	-	-	(110,424)	-
Remove expenditures to be reimbursed by third party	-	-	-	(3,882)	-	-
Additional grant revenues	-	-	-	-	70,343	-
Additional grant expenditures	-	-	-	-	-	4,867
Rounding	-	(1)	-	(2)	(1)	(1)
<b>Amounts Reported per Audited Financial Statements</b>	<u>\$ 2,207,738</u>	<u>\$ 2,233,682</u>	<u>\$ 2,207,738</u>	<u>\$ 2,033,747</u>	<u>\$ 70,342</u>	<u>\$ 70,388</u>

See accompanying independent auditors' report on reconciliation of annual report.

**Schedule of the Town's Proportionate Share of the Net Pension Liability**

**Town of Fayette, Maine**

**Last ten fiscal years\***

	6/30/2020	6/30/2019	6/30/2018	6/30/2017	6/30/2016	6/30/2015
Town's proportion of the net pension liability (asset)	0.0016%	0.0018%	0.0021%	0.0019%	0.0034%	0.0029%
Town's proportionate share of the net pension liability (asset)	\$ 23,073	\$ 24,465	\$ 30,140	\$ 34,061	\$ 45,688	\$ 31,438
State's proportionate share of the net pension liability (asset) associated with the Town	<u>425,315</u>	<u>466,941</u>	<u>482,213</u>	<u>488,594</u>	<u>369,184</u>	<u>299,176</u>
Total	<u>\$ 448,388</u>	<u>\$ 491,406</u>	<u>\$ 512,353</u>	<u>\$ 522,655</u>	<u>\$ 414,872</u>	<u>\$ 330,614</u>
Town's covered-employee payroll	<u>\$ 480,673</u>	<u>\$ 464,760</u>	<u>\$ 403,473</u>	<u>\$ 313,626</u>	<u>\$ 310,156</u>	<u>\$ 310,156</u>
Town's portortionate share of the net pension liability (asset) as a percentage of its covered employee payroll	4.800%	5.264%	7.470%	10.860%	14.731%	10.136%
Plan fiduciary net position as a percentage of the total pension liability	82.700%	82.900%	80.800%	76.200%	81.200%	84.040%

\*The amounts presented for each fiscal year were determined as of June 30 of the preceeding fiscal year. The first year of implementation was June 30, 2015. Therefore, only six years are shown.

See accompanying independent auditors' report.

## Schedule of Town Contributions

### Town of Fayette, Maine

#### Last ten fiscal years\*

	<u>6/30/2020</u>	<u>6/30/2019</u>	<u>6/30/2018</u>	<u>6/30/2017</u>	<u>6/30/2016</u>	<u>6/30/2015</u>
Contractually required contribution	\$ 18,925	\$ 20,251	\$ 17,079	\$ 14,375	\$ 14,801	\$ 13,610
Contributions in relation to the contractually required contribution	<u>18,925</u>	<u>20,251</u>	<u>17,079</u>	<u>14,375</u>	<u>14,801</u>	<u>13,610</u>
Contribution deficiency (excess)	<u>\$ -</u>	<u>\$ -</u>	<u>\$ -</u>	<u>\$ -</u>	<u>\$ -</u>	<u>\$ -</u>
Town's covered-employee payroll	<u>\$ 480,673</u>	<u>\$ 464,760</u>	<u>\$ 403,473</u>	<u>\$ 325,239</u>	<u>\$ 313,626</u>	<u>\$ 310,156</u>
Contributions as a percentage of covered-employee payroll	3.937%	4.357%	4.233%	4.420%	4.719%	4.388%

\*The amounts presented for each fiscal year were determined as of June 30 of the preceeding fiscal year. The first year of implementation was June 30, 2015. Therefore, only six years are shown.

See accompanying independent auditors' report.

**Schedule of the Town's Proportionate Share of the MEPERS Plan Net OPEB Liability**

**Town of Fayette, Maine**

**Last ten fiscal years\***

	6/30/2020	6/30/2019	6/30/2018
Town's proportion of net OPEB liability	0.000000%	0.000000%	0.000000%
Town's proportionate share of the net OPEB liability	\$ -	\$ -	\$ -
State of Maine's proportionate share of the net pension liability	5,136	6,582	6,257
Total	<u>\$ 5,136</u>	<u>\$ 6,582</u>	<u>\$ 6,257</u>
Town's covered employee payroll	<u>\$ 480,673</u>	<u>\$ 464,760</u>	<u>\$ 403,473</u>
Town's proportionate share of the net OPEB liability as a percentage of its covered employee payroll	0.00%	0.00%	0.00%
Plan fiduciary net position as a percentage of the total OPEB liability	49.22%	48.04%	47.29%
Contractually required contributions	\$ -	\$ -	\$ -
Contributions made in relation to contractually required amounts	-	-	-
Contribution excess (deficiency)	<u>\$ -</u>	<u>\$ -</u>	<u>\$ -</u>
Contributions as a percentage of covered employee payroll	0.00%	0.00%	0.00%

\*The amounts presented for each fiscal year were determined as of June 30 of the preceeding fiscal year. The first year of implementation was June 30, 2018. Therefore, only three years are shown.

See accompanying independent auditors' report.

## **Notes to the Required Supplemental Information**

### **Town of Fayette, Maine**

#### **Notes to the Schedule of the Town's Proportionate Share of the Net Pension Liability and the Schedule of Town Contributions**

The information presented in the Schedule of the Town's Proportionate Share of the Net Pension Liability and the Schedule of Town Contributions was determined as part of the actuarial valuation at the dates indicated.

The information presented relates solely to the Town of Fayette School Department and not to the System as a whole.

#### **Notes to the Schedule of Changes in the Town's Proportionate Share of the MEPERS Plan Net OPEB Liability**

There were no changes to benefit terms aside from changes in claims costs and contributions which will reflect market changes in healthcare costs during the year ended June 30, 2020.

See accompanying independent auditors' report.